All Users | Add comparison +

Last 90 days Sep 12 - Dec 10, 2025

Reports snapshot

Active users 24K | New users 24K | Average engagement time per active u: 12s

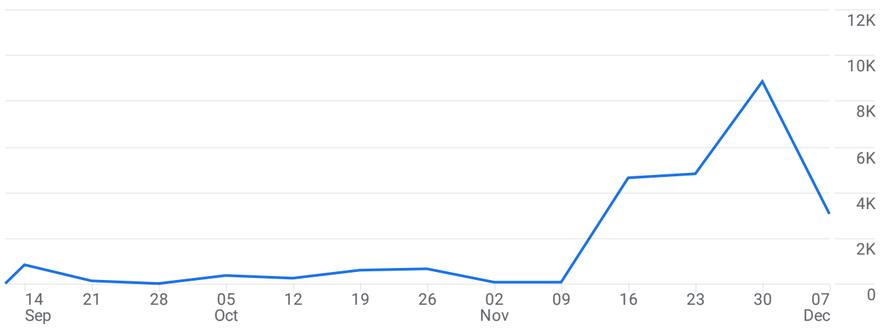

New users by First user primary channel group (Default ...

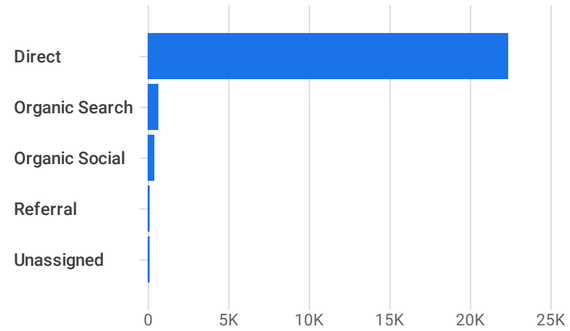

View user acquisition →

Sessions by Session primary ch...

SESSION PRIMARY ...	SESSIONS
Direct	22K
Unassigned	1.9K
Organic Search	837
Organic Social	441
Referral	156

View traffic acquisition →

Active users by Country

COUNTRY	ACTIVE USERS
China	19K
Singapore	9.8K
United States	2.4K
Germany	922
Pakistan	241
Sweden	168
United Kingdom	150

View countries →

User activity over time

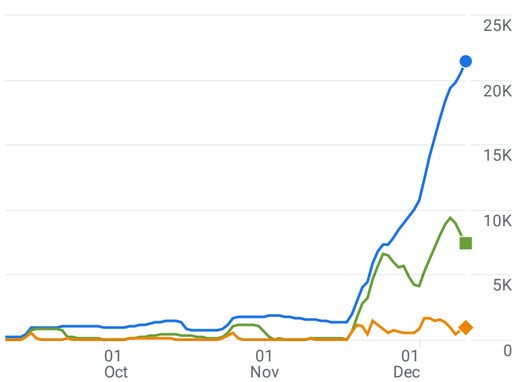

30 DAYS 21K
7 DAYS 7.5K
1 DAY 977

User activity by cohort
Based on device data only

	Week 0	Week 1	Week 2	Week 3	Week 4	Week 5
All Users	100.0%	0.2%	0.1%	0.1%	0.0%	0.0%
Oct 26 - Nov 1						
Nov 2 - Nov 8						
Nov 9 - Nov 15						
Nov 16 - Nov 22						
Nov 23 - Nov 29						
Nov 30 - Dec 6						

6 weeks ending Dec 6

View retention →

Views by Page title and screen class

PAGE TITLE AND SCREEN ...	VIEWS
Divine Magazine – Inspiring ...	6.7K
Divine Magazine – Music, We...	2.1K
Page not found – Divine Mag...	1.3K
Creative Wellness & Music In...	912
Divine Magazine®: Music, W...	460
Divine Magazine: Your Sourc...	428
Divine Magazine – Lifestyle, ...	412

View pages and screens →

Event count by Event name

EVENT NAME	EVENT COUNT
page_view	33K
session_start	25K
user_engagement	24K
first_visit	24K
ad_impression	4.3K
scroll	85
click	5

View events →

Key events by Event name

EVENT NAME	KEY EVENTS

No data available

Average 120d value by First user primary channel group (Default Channel Gro...

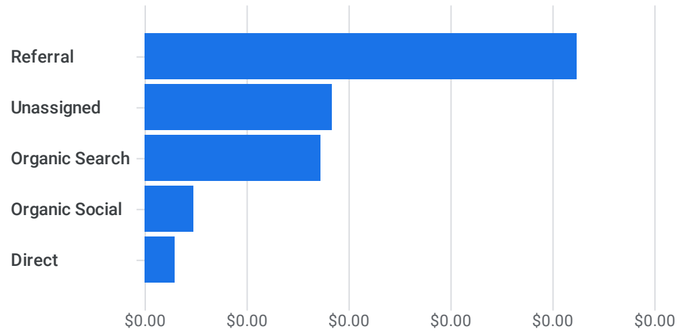

View user acquisition cohorts →

Items purchased by Item name

ITEM NAME	ITEMS PURCHASED

No data available

View ecommerce purchases →

Key events by Platform



View tech details →